





Apulia





Apulia

Apulia

Cucina


APULIA 20A - APULIA 20J - L.BOLERO 2A  
BOLERO A - BOLERO A1 - PIANOSA 20J

Apulia

Cucina

APULIA 20A  
TEMA WA1






Cucina



Apulia



Cucina




APULIA 20W  
FIORE J6  
FIORE J1  
L.FIORE J  
PIANOSA 20J

Apulia

Bagno



APULIA 20L  
B.BOLERO C  
APULIA C  
STELLE C1  
L.STELLE 56  
PIANOSA 20F



Apulia

Bagno




APULIA 20M - APULIA 20DM - L.HEDERA 2M  
HEDERA M1 - PIANOSA 20DM

Apulia



Bagno



APULIA 20R  
APULIA 20W  
L.TEMA R  
TEMA WR1

Apulia

Bagno



APULIA 20V  
APULIA 20J  
TEKKE WV1  
L.TEKKE V  
B.TEKKE V






20x20 / 8" x 8"



APULIA 20J



B.BOLERO A  
2x20 - 0,8"x8"



APULIA 20A



B.APULIA A2  
4x3 - 1,6"x8"



A.APULIA A2  
4x3 - 1,6"x1,2"




STELLE A1



L.STELLE 2A  
2x20 - 0,8"x8"



L.STELLE 5A  
5x20 - 2"x8"




HEDERA A1



L.HEDERA 2A  
2x20 - 0,8"x8"



L.HEDERA 5A  
5x20 - 2"x8"




BOLERO A1



L.BOLERO 2A  
2x20 - 0,8"x8"




L.BOLERO 5A  
5x20 - 2"x8"




TEKKE WA1



B.TEKKE A  
2x20 - 0,8"x8"




L.TEKKE A  
6x20 - 2,4"x8"




TEMA WA1



L.TEMA A  
5x20 - 2"x8"



TRAMA WA1



L.TRAMA WA  
6x20 - 2,4"x8"



20x20 / 8" x 8"



PIANOSA 20J  
PEI 3



PIANOSA 20W  
PEI 4



20x20 / 8"x8"



APULIA 20C



B.BOLERO C  
2x20 - 0,8"x8"



APULIA 20L



B.APULIA L2  
4x3 - 1,6"x8"




A.APULIA L2  
4x3 - 1,6"x1,2"




STELLE C1



L.STELLE 2C  
2x20 - 0,8"x8"



L.STELLE 5C  
5x20 - 2"x8"




HEDERA C1



L.HEDERA 2C  
2x20 - 0,8"x8"



L.HEDERA 5C  
5x20 - 2"x8"




BOLERO C1



L.BOLERO 2C  
2x20 - 0,8"x8"



L.BOLERO 5C  
5x20 - 2"x8"




TEKKE WL1



B.TEKKE L  
2x20 - 0,8"x8"




L.TEKKE L  
6x20 - 2,4"x8"



TEMA WL1



L.TEMA L  
5x20 - 2"x8"



TRAMA WL1



L.TRAMA WL  
6x20 - 2,4"x8"



20x20 / 8"x8"




PIANOSA 20F  
PEI 3




PIANOSA 20W  
PEI 4



20x20 / 8" x 8"



APULIA 20D



B.BOLERO D  
2x20 - 0,8"x8"



APULIA 20SF



B.APULIA SF2  
4x3 - 1,6"x8"



A.APULIA SF2  
4x3 - 1,6"x1,2"




STELLE D1



L.STELLE 2D  
2x20 - 0,8"x8"



L.STELLE 5D  
5x20 - 2"x8"




HEDERA D1




L.HEDERA 2D  
2x20 - 0,8"x8"



L.HEDERA 5D  
5x20 - 2"x8"




BOLERO D1



B.BOLERO 2D  
2x20 - 0,8"x8"



L.BOLERO 5D  
5x20 - 2"x8"




TEKKE WSF1



B.TEKKE SF  
2x20 - 0,8"x8"



L.TEKKE SF  
6x20 - 2,4"x8"



TEMA WSF1



L.TEMA SF  
5x20 - 2"x8"




TRAMA WL1



L.TRAMA WL  
6x20 - 2,4"x8"



20x20 / 8" x 8"




PIANOSA 20D  
PEI 3



PIANOSA 20W  
PEI 4



20x20 / 8"x8"




APULIA 20M



APULIA 20DM




B.BOLERO M  
2x20 - 0,8"x8"



STELLE M1



HEDERA M1



BOLERO M1




L.STELLE 2M  
2x20 - 0,8"x8"



L.HEDERA 2M  
2x20 - 0,8"x8"



L.BOLERO 2M  
2x20 - 0,8"x8"




L.STELLE 5M  
5x20 - 2"x8"



L.HEDERA 5M  
5x20 - 2"x8"



L.BOLERO 5M  
5x20 - 2"x8"




APULIA 20R



B.APULIA R2  
4x20 - 1,6"x8"




A.APULIA R2  
4x3 - 1,6"x1,2"



TEKKE WR1



TEMA WR1



TRAMA WA1



B.TEKKE R  
2x20 - 0,8"x8"



L.TEKKE R  
6x20 - 2,4"x8"



L.TEMA R  
5x20 - 2"x8"



L.TRAMA WA  
6x20 - 2,4"x8"



20x20 / 8"x8"



PIANOSA 20DM  
PEI 3



PIANOSA 20BY  
PEI 3



PIANOSA 20R  
PEI 3



PIANOSA 20W  
PEI 4



20x20 / 8" x 8"




APULIA 20V



B.APULIA V2  
4x20 - 1,6" x 8"



A.APULIA V2  
4x3 - 1,6" x 1,2"



APULIA 20J



B.APULIA J2  
4x20 - 1,6" x 8"



A.APULIA J2  
4x3 - 1,6" x 1,2"




TEKKE WV1



B.TEKKE V  
2x20 - 0,8" x 8"




L.TEKKE V  
6x20 - 2,4" x 8"



TEMA WV1




L.TEMA V  
5x20 - 2" x 8"



TRAMA WJ1



L.TRAMA WJ  
6x20 - 2,4" x 8"



TEKKE WJ1



B.TEKKE J  
2x20 - 0,8" x 8"




L.TEKKE J  
6x20 - 2,4" x 8"



TEMA WJ1



L.TEMA J  
5x20 - 2" x 8"



TRAMA WJ1




L.TRAMA WJ  
6x20 - 2,4" x 8"



20x20 / 8" x 8"



PIANOSA 20V  
PEI 3



PIANOSA 20J  
PEI 3



PIANOSA 20W  
PEI 4



20x20 / 8" x 8"



APULIA 20W



TINTO 1



B.APULIA W2  
4x20 - 1,6" x 8"



A.APULIA W2  
4x3 - 1,6" x 1,2"



L.TINTO  
5x20 - 2" x 8"




L.FIORE L  
5x20 - 2" x 8"



L.FIORE J  
5x20 - 2" x 8"




FIORE L6



FIORE L1  
20x20 - 8" x 8"



FIORE J6




FIORE J1  
20x20 - 8" x 8"




20x20 / 8" x 8"



PIANOSA 20W  
PEI 4



PIANOSA 20F  
PEI 3



PIANOSA 20J  
PEI 3



**COOPERATIVA CERAMICA D'IMOLA**

Via Vittorio Veneto, 13 - 40026 Imola (BO) - Italia  
Telefono +39 0542 601601 - Telefax +39 0542 31749  
[www.imolaceramica.it](http://www.imolaceramica.it) - [imola@imolaceramica.it](mailto:imola@imolaceramica.it)