



Novità
Primavera
2005



Cooperativa Ceramica d'Imola è la più antica cooperativa di produzione e lavoro d'Italia. Centotrentuno anni di tradizione segnati dall'incontro tra produzione e valori umani, tra storia e cultura. Un lungo percorso artistico che ha portato oggi l'azienda a collocarsi ai vertici della produzione di materiale ceramico per l'architettura e il design; a rappresentare in tutto il mondo il fascino indiscusso del made in Italy.

Cooperativa Ceramica d'Imola is the oldest work and production cooperative in Italy. One hundred and thirty one years of tradition, characterised by a blend of production and human values, history and culture. A long artistic journey, which has led the company to its current leading position as regards the production of ceramic materials for architecture and design; representing the undisputed allure of the made in Italy round the world.

Cooperativa Ceramica d'Imola est la plus ancienne coopérative de production et de travail d'Italie. Cent trente et un ans de tradition sous le signe de l'union de la production et des valeurs humaines, de l'histoire et de la culture. Un long parcours artistique qui a amené l'entreprise à trouver aujourd'hui sa place au plus haut niveau de la production de matériel céramique pour l'architecture et le design, à représenter dans le monde entier le charme indiscutable du "made in Italy".

Die Cooperativa Ceramica d'Imola ist die älteste Produktions- und Arbeitsgenossenschaft Italiens. Eine 131 Jahre alte Tradition, die durch das Verschmelzen von Produktion und menschlichen Werten, von Geschichte und Kultur gezeichnet ist. Ein langer Weg in der Kunst, der das Unternehmen heute dahin geführt hat, dass es in der Produktion von Keramikmaterial für Architektur und Design eine Spitzenposition einnimmt und weltweit den unumstrittenen Charme des Made in Italy vertritt.


La Cooperativa Ceramica d'Imola es la más antigua cooperativa de producción y trabajo de Italia. Ciento treintayuno años de tradición marcados por el encuentro entre producción y valores humanos, entre historia y cultura. Un largo recorrido artístico que ha llevado a la empresa a posicionarse hoy en los vértices de la producción de material cerámico al servicio de la arquitectura y el diseño y a representar en todo el mundo la fascinación indiscutible del made in Italy.



Index

Aere

02



Aqua

04




Blown

08




Cotto del Casale

12




Elite

26




Focus

40




Petra

42




Terra

44



York

48





Aere

40x40 / 16"x16"



AERE 40G
PEI 4



AERE 40B
PEI 4



AERE 40M
PEI 4



AERE 40J
PEI 4

Monocottura

Single fired tiles

Monocuisson

Einbrandfliesen

Monococción



Pezzi speciali

Trims

Pièces spéciales

Sonderstücke

Piezas especiales



AERE B33B
8x33,3 - 3.1"x13.1"



AERE B33G
8x33,3 - 3.1"x13.1"




AERE B33M
8x33,3 - 3.1"x13.1"



AERE B33J
8x33,3 - 3.1"x13.1"





Aqua

Aqua

10x10 / 4"x4"

Monocottura

Single fired tiles

Monocuisson

Einbrandfliesen

Monococción



AQUA 10W




AQUA 10DL



AQUA 10DG



AQUA 10DV



AQUA 10W1

30x30 / 12"x12"



AQUA 30B
PEI 4



AQUA 30L
PEI 4




AQUA 30W
PEI 4



AQUA 30V
PEI 4




AQUA 30DB
PEI 3



AQUA 30DL
PEI 3



AQUA 30DG
PEI 3



AQUA 30DV
PEI 3

Pezzi speciali

Trims

Pièces spéciales

Sonderstücke

Piezas especiales




AQUA B 8x30
8x30 - 3.1"x12"



AQUA L 8x30
8x30 - 3.1"x12"



AQUA W 8x30
8x30 - 3.1"x12"



AQUA V 8x30
8x30 - 3.1"x12"



AQUA DB 8x30
8x30 - 3.1"x12"



AQUA DL 8x30
8x30 - 3.1"x12"



AQUA DG 8x30
8x30 - 3.1"x12"



AQUA DV 8x30
8x30 - 3.1"x12"


25x33,3 / 10"x13.1"



DANZA W1



L.DANZA W
4,5x25 - 1.8"x10"




AQUA W1



L.AQUA W
4,5x25 - 1.8"x10"




AQUA DG



AQUA W




DANZA B1



L.DANZA B
4,5x25 - 1.8"x10"



AQUA B1



L.AQUA B
4,5x25 - 1.8"x10"



AQUA DB



AQUA B



DANZA V1




L.DANZA V
4,5x25 - 1.8"x10"



AQUA V1



L.AQUA V
4,5x25 - 1.8"x10"



AQUA DV



AQUA V



DANZA L1



L.DANZA L
4,5x25 - 1.8"x10"



AQUA L1



L.AQUA L
4,5x25 - 1.8"x10"



AQUA DL



AQUA L

Bicottura

Double fired tiles


Bicuisson

Zweibrandfliesen

Bicocción







Blown

10x10 / 4"x4"

Monocottura

Single fired tiles

Monocuisson

Einbrandfliesen

Monococción




BLOWN 10T




BLOWN 10T1



BLOWN 10S



BLOWN 10S1



BLOWN 10B



BLOWN 10B1

20x40 / 8"x16"

Bicottura

Double fired tiles

Bicuisson

Zweibrandfliesen


Bicocción



BLOWN 24T



BLOWN 24S



BLOWN 24B



L.BLOWN T
3x40 - 1.2"x16"



L.BLOWN S
3x40 - 1.2"x16"



L.BLOWN B
3x40 - 1.2"x16"



L.BLOWN T1
3x40 - 1.2"x16"



L.BLOWN S1
3x40 - 1.2"x16"



L.BLOWN B1
3x40 - 1.2"x16"



L.ETIL 3
3x40 - 1.2"x16"



L.MODE 4B
4,5x40 - 1.8"x16"



L.ETIL 2
3x40 - 1.2"x16"



L.MODE 9B
9x40 - 3.6"x16"

40x40 / 16"x16"

Monocottura

Single fired tiles

Monocuisson

Einbrandfliesen

Monococción



BLOWN 40T
PEI 3



BLOWN 40S
PEI 4



BLOWN 40B
PEI 5

10x10 / 4"x4"



BLOWN 10W1

BLOWN 10W


BLOWN 10G1

BLOWN 10G

BLOWN 10N1

BLOWN 10N

20x40 / 8"x16"



BLOWN 24W

BLOWN 24G

BLOWN 24N

L.BLOWN W
3x40 - 1.2"x16"

L.BLOWN G
3x40 - 1.2"x16"

L.BLOWN N
3x40 - 1.2"x16"

L.BLOWN W1
3x40 - 1.2"x16"

L.BLOWN G1
3x40 - 1.2"x16"

L.BLOWN N1
3x40 - 1.2"x16"

L.MODE 4W
4.5x40 - 1.8"x16"

L.ETIL 1
3x40 - 1.2"x16"

L.MODE 9W
9x40 - 3.6"x16"

40x40 / 16"x16"



BLOWN 40W
PEI 5

BLOWN 40G
PEI 4

BLOWN 40N
PEI 3

Monocottura

Single fired tiles

Monocuisson

Einbrandfliesen

Monococción



Bicottura

Double fired tiles

Bicuisson

Zweibrandfliesen

Bicocción



Monocottura

Single fired tiles

Monocuisson

Einbrandfliesen

Monococción







Cotto
del Casale

Cotto del casale

Porcellanato smaltato

Glazed porcelain tiles

Grès cérame émaillé


Glasiertes Feinsteinzeug

Porcelánico esmaltado



V3

10x10 / 4"x4"



CASALE 10J




B.CASALE J
2x10 - 0.8"x4"






A.CASALE J
2x2 - 0.8"x0.8"



L.LIANE J
2,5x10 - 1"x4"




LIANE 10J MIX



STENCIL 10J MIX



MOAI 10J MIX



TABOO 10J MIX

45x45 / 18"x18"



CASALE 45J
PEI 4



CASALE 45J KOR
PEI 4 - R11


Pezzi speciali

Trims

Pièces spéciales

Sonderstücke

Piezas especiales




① CASALE B33J
8x33,3 - 3.1"x13.1"

② CASALE G33J
33,3x35,3 - 13.1"x14"

③ CASALE A33J
35,3x35,3 - 14"x14"

16,5x16,5 / 6.5"x6.5"



CASALE 16J
PEI 4

Porcellanato smaltato

Glazed porcelain tiles


Grès cérame émaillé

Glasiertes Feinsteinzeug

Porcelánico esmaltado




8x33,3 / 3.1"x13.1"



CASALE 8J
PEI 4

16,5x33,3 / 6.5"x13.1"



CASALE 163J
PEI 4

33,3x33,3 / 13.1"x13.1"




T.COCCI 1
5x5 - 2"x2"



L.COCCI 1
5x33,3 - 2"x13.1"




T.LEGNI 1 MIX
5x5 - 2"x2"




L.LEGNI 1 MIX
5x33,3 - 2"x13.1"




CASALE 33J
PEI 4



CASALE 33J3
PEI 4



CASALE 33J2
PEI 4



CASALE 33J1
PEI 4

Cotto del casale

Porcellanato smaltato

Glazed porcelain tiles

Grès cérame émaillé

Glasiertes Feinsteinzeug

Porcelánico esmaltado



V3

10x10 / 4"x4"



CASALE 10R



B.CASALE R
2x10 - 0.8"x4"



A.CASALE R
2x2 - 0.8"x0.8"



L.LIANE R
2,5x10 - 1"x4"



LIANE 10R MIX



STENCIL 10R MIX



MOAI 10R MIX



TABOO 10R MIX

45x45 / 18"x18"



CASALE 45R
PEI 4



CASALE 45R KOR
PEI ... - R10


Pezzi speciali

Trims

Pièces spéciales

Sonderstücke

Piezas especiales




① CASALE B33R
8x33,3 - 3.1"x13.1"

② CASALE G33R
33,3x35,3 - 13.1"x14"

③ CASALE A33R
35,3x35,3 - 14"x14"

16,5x16,5 / 6.5"x6.5"



CASALE 16R
PEI 4

Porcellanato smaltato

Glazed porcelain tiles

Grès cérame émaillé

Glasiertes Feinsteinzeug

Porcelánico esmaltado




8x33,3 / 3.1"x13.1"



CASALE 8R
PEI 4

16,5x33,3 / 6.5"x13.1"



CASALE 163R
PEI 4

33,3x33,3 / 13.1"x13.1"




T.COCCI 2
5x5 - 2"x2"



L.COCCI 2
5x33,3 - 2"x13.1"




T.LEGNI 2 MIX
5x5 - 2"x2"




L.LEGNI 2 MIX
5x33,3 - 2"x13.1"




CASALE 33R
PEI 4



CASALE 33R3
PEI 4



CASALE 33R2
PEI 4



CASALE 33R1
PEI 4

Cotto del casale

Porcellanato smaltato

Glazed porcelain tiles

Grès cérame émaillé

Glasiertes Feinsteinzeug

Porcelánico esmaltado



V3

10x10 / 4"x4"



CASALE 10S



B.CASALE S
2x10 - 0.8"x4"



A.CASALE S
2x2 - 0.8"x0.8"



L.LIANE S
2,5x10 - 1"x4"



LIANE 10S MIX



STENCIL 10S MIX



MOAI 10S MIX



TABOO 10S MIX

45x45 / 18"x18"



CASALE 45S
PEI 4


Pezzi speciali

Trims

Pièces spéciales

Sonderstücke

Piezas especiales




① CASALE B33S
8x33,3 - 3.1"x13,1"

② CASALE G33S
33,3x35,3 - 13.1"x14"

③ CASALE A33S
35,3x35,3 - 14"x14"

Cotto del casale

16,5x16,5 / 6.5"x6.5"



CASALE 16S
PEI 4

Porcellanato smaltato

Glazed porcelain tiles

Grès cérame émaillé

Glasiertes Feinsteinzeug

Porcelánico esmaltado



8x33,3 / 3.1"x13.1"




CASALE 8S
PEI 4

16,5x33,3 / 6.5"x13.1"



CASALE 163S
PEI 4

33,3x33,3 / 13.1"x13.1"



TARCOTTI 1
7x33,3 - 2.8"x13.1"



A.COTTI 1
7x7 - 2.8"x2.8"




T.COCCI 1
5x5 - 2"x2"





T.LEGNI 1 MIX
5x5 - 2"x2"




L.COCCI 1
5x33,3 - 2"x13.1"




L.LEGNI 1 MIX
5x33,3 - 2"x13.1"




CASALE 33S
PEI 4



CASALE 33S3
PEI 4



CASALE 33S2
PEI 4



CASALE 33S1
PEI 4

Cotto del casale

Porcellanato smaltato

Glazed porcelain tiles

Grès cérame émaillé

Glasiertes Feinsteinzeug

Porcelánico esmaltado



V3

10x10 / 4"x4"



CASALE 10T




B.CASALE T
2x10 - 0.8"x4"




A.CASALE T
2x2 - 0.8"x0.8"




L.LIANE T
2,5x10 - 1"x4"





LIANE 10T MIX



STENCIL 10T MIX



MOAI 10T MIX



TABOO 10T MIX

45x45 / 18"x18"



CASALE 45T
PEI 4


Pezzi speciali

Trims

Pièces spéciales

Sonderstücke

Piezas especiales



① CASALE B33T
8x33,3 - 3.1"x13.1"

② CASALE G33T
33,3x35,3 - 13.1"x14"

③ CASALE A33T
35,3x35,3 - 14"x14"

16,5x16,5 / 6.5"x6.5"



CASALE 16T
PEI 4

Porcellanato smaltato

Glazed porcelain tiles


Grès cérame émaillé

Glasiertes Feinsteinzeug

Porcelánico esmaltado




8x33,3 / 3.1"x13.1"




CASALE 8T
PEI 4

16,5x33,3 / 6.5"x13.1"



CASALE 163T
PEI 4

33,3x33,3 / 13.1"x13.1"



TARCOTTI 2
7x33,3 - 2.8"x13.1"



A.COTTI 2
7x7 - 2.8"x2.8"






T.COCCI 2
5x5 - 2"x2"



T.LEGNI 2 MIX
5x5 - 2"x2"




L.COCCI 2
5x33,3 - 2"x13.1"




L.LEGNI 2 MIX
5x33,3 - 2"x13.1"




CASALE 33T
PEI 4



CASALE 33T1
PEI 4



CASALE 33T2
PEI 4



CASALE 33T1
PEI 4

Cotto del casale

Porcellanato smaltato

Glazed porcelain tiles

Grès cérame émaillé

Glasiertes Feinsteinzeug

Porcelánico esmaltado



V3

10x10 / 4"x4"



CASALE 10W



B.CASALE W
2x10 - 0.8"x4"



A.CASALE W
2x2 - 0.8"x0.8"



L.LIANE W
2,5x10 - 1"x4"





LIANE 10W MIX



STENCIL 10W MIX



MOAI 10W MIX



TABOO 10W MIX

45x45 / 18"x18"



CASALE 45W
PEI 5

Pezzi speciali

Trims

Pièces spéciales

Sonderstücke

Piezas especiales



① CASALE B33W
8x33,3 - 3.1"x13.1"

② CASALE G33W
33,3x35,3 - 13.1"x14"

③ CASALE A33W
35,3x35,3 - 14"x14"

16,5x16,5 / 6.5"x6.5"



CASALE 16W
PEI 5

Porcellanato smaltato

Glazed porcelain tiles

Grès cérame émaillé

Glasiertes Feinsteinzeug

Porcelánico esmaltado




8x33,3 / 3.1"x13.1"



CASALE 8W
PEI 5

16,5x33,3 / 6.5"x13.1"



CASALE 163W
PEI 5

33,3x33,3 / 13.1"x13.1"



TARCOTTI 3
7x33,3 - 2.8"x13.1"




A.COTTI 3
7x7 - 2.8"x2.8"




T.COCCI 3
5x5 - 2"x2"



T.LEGNI 3 MIX
5x5 - 2"x2"




L.COCCI 3
5x33,3 - 2"x13.1"



L.LEGNI 3 MIX
5x33,3 - 2"x13.1"




CASALE 33W
PEI 5



CASALE 33W3
PEI 5



CASALE 33W2
PEI 5



CASALE 33W1
PEI 5

Cotto del casale

Porcellanato smaltato

Glazed porcelain tiles

Grès cérame émaillé

Glasiertes Feinsteinzeug

Porcelánico esmaltado



V3

10x10 / 4"x4"



CASALE 10B



B.CASALE B
2x10 - 0.8"x4"



A.CASALE B
2x2 - 0.8"x0.8"



L.LIANE B
2,5x10 - 1"x4"



LIANE 10B MIX




STENCIL 10B MIX



MOAI 10B MIX



TABOO 10B MIX



45x45 / 18"x18"



CASALE 45B
PEI 4

Pezzi speciali

Trims

Pièces spéciales

Sonderstücke

Piezas especiales




① CASALE B33B
8x33,3 - 3.1"x13.1"

② CASALE G33B
33,3x35,3 - 13.1"x14"

③ CASALE A33B
35,3x35,3 - 14"x14"

16,5x16,5 / 6.5"x6.5"



CASALE 16B
PEI 4

Porcellanato smaltato

Glazed porcelain tiles


Grès cérame émaillé

Glasiertes Feinsteinzeug

Porcelánico esmaltado




8x33,3 / 3.1"x13.1"



CASALE 8B
PEI 4

16,5x33,3 / 6.5"x13.1"



CASALE 163B
PEI 4

33,3x33,3 / 13.1"x13.1"



TARCOTTI 3
7x33,3 - 2.8"x13.1"




A.COTTI 3
7x7 - 2.8"x2.8"




T.COCCI 3
5x5 - 2"x2"



T.LEGNI 3 MIX
5x5 - 2"x2"



L.COCCI 3
5x33,3 - 2"x13.1"



L.LEGNI 3 MIX
5x33,3 - 2"x13.1"



CASALE 33B
PEI 4



CASALE 33B3
PEI 4



CASALE 33B2
PEI 4



CASALE 33B1
PEI 4





Elite

10x10 / 4"x4"

Monocottura

Single fired tiles


Monocuisson

Einbrandfliesen

Monococción





ELITE 10A



ELITE 10A1




BATIK 10A MIX




SAHO 10A1




HOTEL 10A MIX




JIKI 10A MIX



20x20 / 8"x8"



ELITE 20A
PEI 4



JIKI 20A1



L.JIKI 20A
3x20 - 1.2"x8"

40x40 / 16"x16"

Porcellanato smaltato

Glazed porcelain tiles


Grès cérame émaillé

Glasiertes Feinsteinzeug

Porcelánico esmaltado



V2




ELITE 40A
PEI 4



ELITE BT 40A
9,5x40 - 3.7"x16"

20x20 / 8"x8"



SAHO 20A1




L.SAHO A
4x20 - 1.6"x8"



ELITE 20AT1




L.ELITE 2T
2x20 - 0.8"x8"





ELITE 20AA1



L.ELITE 2A
2x20 - 0.8"x8"



ELITE A



HOTEL 20A MIX

20x40 / 8"x16"



L.KIM 3B20 MIX
3,5x20 - 1.4"x8"



L.KIM 9B20 MIX
9x20 - 3.5"x8"



L.KIM 3B40 MIX
3,5x40 - 1.4"x16"



L.KIM 9B40 MIX
9x40 - 3.5"x16"



ELITE 24A



SAHO 24A1



L.SAHO A
4x20 - 1.6"x8"



ELITE AT1



L.ELITE 5T
5x20 - 2"x8"



L.ELITE 2T
2x20 - 0.8"x8"



ELITE AA1



L.ELITE 5A
5x20 - 2"x8"



L.ELITE 2A
2x20 - 0.8"x8"



JIKI 24A MIX



L.JIKI 24A
3x20 - 1.2"x8"



L.JIKI 40A
3x40 - 1.2"x16"

Bicottura

Double fired tiles

Bicuisson

Zweibrandfliesen

Bicocción



10x10 / 4"x4"

Monocottura

Single fired tiles


Monocuisson

Einbrandfliesen

Monococción



ELITE 10B



ELITE 10B1




BATIK 10B MIX



SAHO 10B1



HOTEL 10B MIX



JIKI 10B MIX

20x20 / 8"x8"



ELITE 20B
PEI 4



JIKI 20B1



L.JIKI 20B
3x20 - 1.2"x8"

40x40 / 16"x16"

Porcellanato smaltato

Glazed porcelain tiles

Grès cérame émaillé

Glasiertes Feinsteinzeug

Porcelánico esmaltado



V2




ELITE 40B
PEI 4




ELITE BT 40B
9,5x40 - 3.7"x16"

20x20 / 8"x8"



SAHO 20B1



ELITE 20BT1





ELITE B



L.SAHO B
4x20 - 1.6"x8"



L.ELITE 2T
2x20 - 0.8"x8"



HOTEL 20B MIX

Bicottura

Double fired tiles

Bicuisson

Zweibrandfliesen

Bicocción



20x40 / 8"x16"



L.KIM 3B20 MIX
3,5x20 - 1.4"x8"



L.KIM 3B40 MIX
3,5x40 - 1.4"x16"



L.KIM 9B20 MIX
9x20 - 3.5"x8"



L.KIM 9B40 MIX
9x40 - 3.5"x16"



ELITE 24B



SAHO 24B1



ELITE BT1



JIKI 24B MIX



L.SAHO B
4x20 - 1.6"x8"



L.ELITE 5T
5x20 - 2"x8"



L.JIKI 24B
3x20 - 1.2"x8"



L.ELITE 2T
2x20 - 0.8"x8"



L.JIKI 40B
3x40 - 1.2"x16"

10x10 / 4"x4"

Monocottura

Single fired tiles

Monocuisson

Einbrandfliesen

Monococción



ELITE 10T



ELITE 10T1



BATIK 10T MIX




SAHO 10T1



HOTEL 10T MIX




JIKI 10T MIX




20x20 / 8"x8"



ELITE 20T
PEI 3



JIKI 20T1



L.JIKI 20T
3x20 - 1.2"x8"

40x40 / 16"x16"

Porcellanato smaltato

Glazed porcelain tiles

Grès cérame émaillé

Glasiertes Feinsteinzeug

Porcelánico esmaltado



V2



ELITE 40T
PEI 3



ELITE BT 40T
9,5x40 - 3.7"x16"

20x20 / 8"x8"



SAHO 20T1



ELITE 20TA1



ELITE T



L.SAHO T
4x20 - 1.6"x8"



L.ELITE 2T
2x20 - 0.8"x8"

Bicottura

Double fired tiles

Bicuisson

Zweibrandfliesen

Bicocción



20x40 / 8"x16"



L.KIM 3B20 MIX
3,5x20 - 1.4"x8"



L.KIM 3B40 MIX
3,5x40 - 1.4"x16"



L.KIM 9B20 MIX
9x20 - 3.5"x8"



L.KIM 9B40 MIX
9x40 - 3.5"x16"



ELITE 24T



SAHO 24T1



ELITE TB1



L.ELITE 5T
5x20 - 2"x8"



JIKI 24T MIX



L.SAHO T
4x20 - 1.6"x8"



L.ELITE 2T
2x20 - 0.8"x8"



L.JIKI 24T
3x20 - 1.2"x8"



L.JIKI 40T
3x40 - 1.2"x16"

10x10 / 4"x4"

Monocottura

Single fired tiles


Monocuisson

Einbrandfliesen

Monococción



ELITE 10W



ELITE 10W1




BATIK 10W MIX



SAHO 10W1



HOTEL 10W MIX




JIKI 10W MIX

20x20 / 8"x8"



ELITE 20W
PEI 4



JIKI 20W1



L.JIKI 20W
3x20 - 1.2"x8"

40x40 / 16"x16"

Porcellanato smaltato

Glazed porcelain tiles


Grès cérame émaillé

Glasiertes Feinsteinzeug


Porcelánico esmaltado



V2



ELITE 40W
PEI 4




ELITE BT 40W
9,5x40 - 3.7"x16"


20x20 / 8"x8"



SAHO 20W1



ELITE 20WN1



ELITE 20WW1



ELITE W



L.SAHO W
4x20 - 1.6"x8"



L.ELITE 2N
2x20 - 0.8"x8"



L.ELITE 2W
2x20 - 0.8"x8"



HOTEL 20W MIX

20x40 / 8"x16"



L.KIM 3G20 MIX
3,5x20 - 1.4"x8"



L.KIM 3G40 MIX
3,5x40 - 1.4"x16"



L.KIM 9G20 MIX
9x20 - 3.5"x8"



L.KIM 9G40 MIX
9x40 - 3.5"x16"



ELITE 24W



SAHO 24W1



ELITE WW1



ELITE WN1



JIKI 24W MIX



L.SAHO W
4x20 - 1.6"x8"



L.ELITE 5W
5x20 - 2"x8"



L.ELITE 5N
5x20 - 2"x8"



L.JIKI 24W
3x20 - 1.2"x8"



L.ELITE 2W
2x20 - 0.8"x8"



L.ELITE 2N
2x20 - 0.8"x8"



L.JIKI 40W
3x40 - 1.2"x16"

Bicottura

Double fired tiles

Bicuisson

Zweibrandfliesen

Bicocción



10x10 / 4"x4"

Monocottura

Single fired tiles


Monocuisson

Einbrandfliesen

Monococción



ELITE 10G



ELITE 10G1




BATIC 10G MIX



SAHO 10G1




HOTEL 10G MIX




JIKI 10G MIX

20x20 / 8"x8"



ELITE 20G
PEI 4



JIKI 20G1



L.JIKI 20G
3x20 - 1.2"x8"

40x40 / 16"x16"

Porcellanato smaltato

Glazed porcelain tiles

Grès cérame émaillé

Glasiertes Feinsteinzeug


Porcelánico esmaltado



V2




ELITE 40G
PEI 4




ELITE BT 40G
9,5x40 - 3.7"x16"


20x20 / 8"x8"



SAHO 20G1



ELITE 20GN1



ELITE G



L.SAHO G
4x20 - 1.6"x8"



L.ELITE 2N
2x20 - 0.8"x8"

Bicottura

Double fired tiles

Bicuisson

Zweibrandfliesen

Bicocción



20x40 / 8"x16"



L.KIM 3G20 MIX
3,5x20 - 1.4"x8"



L.KIM 3G40 MIX
3,5x40 - 1.4"x16"



L.KIM 9G20 MIX
9x20 - 3.5"x8"



L.KIM 9G40 MIX
9x40 - 3.5"x16"




ELITE 24G



SAHO 24G1



ELITE GN1



JIKI 24G MIX



L.JIKI 24G
3x20 - 1.2"x8"



L.SAHO G
4x20 - 1.6"x8"



L.ELITE 5N
5x20 - 2"x8"



L.ELITE 2N
2x20 - 0.8"x8"



L.JIKI 40G
2x40 - 1.2"x16"

10x10 / 4"x4"

Monocottura

Single fired tiles

Monocuisson

Einbrandfliesen

Monococción




ELITE 10N



ELITE 10N1




BATIK 10N MIX




SAHO 10N1




HOTEL 10N MIX




JIKI 10N MIX



20x20 / 8"x8"



ELITE 20N
PEI 3



JIKI 20N1



L.JIKI 20N
3x20 - 1.2"x8"

40x40 / 16"x16"

Porcellanato smaltato

Glazed porcelain tiles

Grès cérame émaillé

Glasiertes Feinsteinzeug


Porcelánico esmaltado



V2




ELITE 40N
PEI 3




ELITE BT 40N
9,5x40 - 3.7"x16"


20x20 / 8"x8"



SAHO 20N1



ELITE 20NW1



ELITE N



L.SAHO N
4x20 - 1.6"x8"



L.ELITE 2W
2x20 - 0.8"x8"

Bicottura

Double fired tiles

Bicuisson

Zweibrandfliesen

Bicocción



20x40 / 8"x16"



L.KIM 3G20 MIX
3,5x20 - 1.4"x8"




L.KIM 3G40 MIX
3,5x40 - 1.4"x16"



L.KIM 9G20 MIX
9x20 - 3.5"x8"



L.KIM 9G40 MIX
9x40 - 3.5"x16"



ELITE 24N



SAHO 24N1



ELITE NW1



JIKI 24N MIX



L.JIKI 24N
3x20 - 1.2"x8"



L.SAHO N
4x20 - 1.6"x8"



L.ELITE 5W
5x20 - 2"x8"



L.ELITE 2W
2x20 - 0.8"x8"



L.JIKI 40N
3x40 - 1.2"x16"



Focus

33,3x33,3 / 13,1"x13,1"



FOCUS 33M
PEI 4



FOCUS 33J
PEI 4



FOCUS 33S
PEI 4



FOCUS 33R
PEI 4

Porcellanato smaltato

Glazed porcelain tiles

Grès cérame émaillé

Glasiertes Feinsteinzeug

Porcelánico esmaltado



FOCUS B33J
8x33,3 - 3.1"x13.1"



FOCUS B33M
8x33,3 - 3.1"x13.1"



FOCUS B33R
8x33,3 - 3.1"x13.1"



FOCUS B33S
8x33,3 - 3.1"x13.1"


Pezzi speciali

Trims

Pièces spéciales

Sonderstücke

Piezas especiales




Petra

33,3x33,3 / 13,1"x13,1"



PETRA 33B
PEI 5



PETRA 33J
PEI 5

Porcellanato smaltato

Glazed porcelain tiles

Grès cérame émaillé

Glasiertes Feinsteinzeug

Porcelánico esmaltado



Pezzi speciali

Trims

Pièces spéciales

Sonderstücke

Piezas especiales




PETRA B33B
8x33,3 - 3.1"x13.1"



PETRA B33J
8x33,3 - 3.1"x13.1"





Terra

Monocottura

Single fired tiles

Monocuisson

Einbrandfliesen

Monococción



10x10 / 4"x4"



TERRA 10A



TERRA 10DJ



TERRA 10DB



TERRA 10DR




TERRA 10A MIX



ICONA 10A1


20x20 / 8"x8"




TERRA 20DB
PEI 4



TERRA 20DJ
PEI 4



TERRA 20DM
PEI 4




TERRA 20DR
PEI 4


30x30 / 12"x12"




TERRA 30DB
PEI 4



TERRA 30DJ
PEI 4



TERRA 30DM
PEI 4



TERRA 30DR
PEI 4

Pezzi speciali

Trims

Pièces spéciales

Sonderstücke

Piezas especiales



TERRA DB 8x30
8x30 - 3.1"x12"



TERRA DJ 8x30
8x30 - 3.1"x12"



TERRA DM 8x30
8x30 - 3.1"x12"




TERRA DR 8x30
8x30 - 3.1"x12"


20x20 / 8"x8"



ICONA B1



L.ICONA B
4,5x20 - 1.8"x8"




TERRA B MIX



TERRA DB



TERRA B




L.ICONA M
4,5x20 - 1.8"x8"




L.TERRA M
4,5x20 - 1.8"x8"



ICONA M1




TERRA M MIX



TERRA DM



TERRA M




L.ICONA J
4,5x20 - 1.8"x8"




L.TERRA J
4,5x20 - 1.8"x8"



ICONA J1



TERRA J MIX



TERRA DJ




TERRA J




L.ICONA R
4,5x20 - 1.8"x8"



L.TERRA R
4,5x20 - 1.8"x8"



ICONA R1



TERRA R MIX



TERRA DR



TERRA R

Bicottura

Double fired tiles

Bicuisson

Zweibrandfliesen

Bicocción







York

10x10 / 4"x4"

Monocottura

Single fired tiles


Monocuisson

Einbrandfliesen


Monococción




YORK 10G



LOFT 10G MIX



LOFT 10G1




YORK 10G MIX




IRON 10G MIX


20x20 / 8"x8"




YORK 20G
PEI 5



YORK 20G1



IRON 20G1



LOFT 20G1



L.YORK 20G
4x20 - 1.6"x8"



L.IRON 20W
4x20 - 1.6"x8"



L.LOFT 20W
4x20 - 1.6"x8"

40x60 / 16"x24"

Porcellanato smaltato

Glazed porcelain tiles

Grès cérame émaillé

Glasiertes Feinsteinzeug


Porcelánico esmaltado



V2



YORK 46G
PEI 5



YORK BT 40G
9,5x40 - 3.7"x16"

20x40 / 8"x16"



YORK 24G1



YORK 24G



L.YORK 24G
2,5x20 - 1"x8"



LOFT 24G MIX



IRON 24G MIX



L.LOFT 24W
4x20 - 1.6"x8"




L.IRON 24W
4x20 - 1.6"x8"



L.LOFT 40W
4x20 - 1.6"x8"



L.IRON 40W
4x20 - 1.6"x8"



L. XENON PT
10x30 - 4"x12"

40x40 / 16"x16"



T.TOWER W-G-N
6,5x6,5 - 2.5"x2.5"



L.TOWER G1
6,5x40 - 2.5"x16"




L.TOWER G2
6,5x40 - 2.5"x16"



A.YORK G-W
6,5x6,5 - 2.5"x2.5"



L.YORK G
6,5x40 - 2.5"x16"



YORK 40G
PEI 5

Bicottura

Double fired tiles

Bicuisson

Zweibrandfliesen

Bicocción



Porcellanato smaltato

Glazed porcelain tiles

Grès cérame émaillé

Glasiertes Feinsteinzeug

Porcelánico esmaltado



V2

10x10 / 4"x4"

Monocottura

Single fired tiles


Monocuisson

Einbrandfliesen

Monococción




YORK 10N




LOFT 10N MIX




LOFT 10N1



YORK 10N MIX



IRON 10N MIX




20x20 / 8"x8"



YORK 20N
PEI 3



YORK 20N1



IRON 20N1



LOFT 20N1



L.YORK 20N
4x20 - 1.6"x8"



L.IRON 20W
4x20 - 1.6"x8"



L.LOFT 20W
4x20 - 1.6"x8"

40x60 / 16"x24"

Porcellanato smaltato

Glazed porcelain tiles


Grès cérame émaillé

Glasiertes Feinsteinzeug

Porcelánico esmaltado



V2



YORK 46N
PEI 3




YORK BT 40N
9,5x40 - 3.7"x16"

20x40 / 8"x16"



YORK 24N1



YORK 24N



L.YORK 24N
2,5x20 - 1"x8"



LOFT 24N MIX



IRON 24N MIX



L.LOFT 24W
4x20 - 1.6"x8"



L.IRON 24W
4x20 - 1.6"x8"



L.LOFT 40W
4x20 - 1.6"x8"



L.IRON 40W
4x20 - 1.6"x8"




L.XENON PT
10x30 - 4"x12"

40x40 / 16"x16"



T.TOWER W-G-N
6,5x6,5 - 2.5"x2.5"



L.TOWER N1
6,5x40 - 2.5"x16"



L.TOWER N2
6,5x40 - 2.5"x16"



A.YORK N
6,5x6,5 - 2.5"x2.5"



L.YORK N
6,5x40 - 2.5"x16"



YORK 40N
PEI 3

Bicottura

Double fired tiles

Bicuisson

Zweibrandfliesen

Bicocción



Porcellanato smaltato

Glazed porcelain tiles

Grès cérame émaillé

Glasiertes Feinsteinzeug

Porcelánico esmaltado



V2

10x10 / 4"x4"

Monocottura

Single fired tiles


Monocuisson

Einbrandfliesen


Monococción




YORK 10W




LOFT 10W MIX



LOFT 10W1



YORK 10W MIX




IRON 10W MIX




20x20 / 8"x8"




YORK 20W
PEI 5



YORK 20W1



IRON 20W1



LOFT 20W1



L.YORK 20W
4x20 - 1.6"x8"



L.IRON 20W
4x20 - 1.6"x8"



L.LOFT 20W
4x20 - 1.6"x8"

40x60 / 16"x24"

Porcellanato smaltato

Glazed porcelain tiles

Grès cérame émaillé

Glasiertes Feinsteinzeug

Porcelánico esmaltado



V2



YORK 46W
PEI 5



YORK BT 40W
9,5x40 - 3.7"x16"


20x40 / 8"x16"



YORK 24W1



L.YORK 24W
2,5x20 - 1"x8"



YORK 24W



LOFT 24W MIX



L.LOFT 24W
4x20 - 1.6"x8"



L.LOFT 40W
4x20 - 1.6"x8"



IRON 24W MIX



L.IRON 24W
4x20 - 1.6"x8"



L.IRON 40W
4x20 - 1.6"x8"



L. XENON PT
10x30 - 4"x12"

40x40 / 16"x16"



T.TOWER W-G-N
6,5x6,5 - 2.5"x2.5"



L.TOWER W1
6,5x40 - 2.5"x16"



L.TOWER W2
6,5x40 - 2.5"x16"



A.YORK G-W
6,5x6,5 - 2.5"x2.5"



L.YORK W
6,5x40 - 2.5"x16"



YORK 40W
PEI 5

Bicottura

Double fired tiles

Bicuisson

Zweibrandfliesen

Bicocción



Porcellanato smaltato

Glazed porcelain tiles

Grès cérame émaillé

Glasiertes Feinsteinzeug

Porcelánico esmaltado



V2

10x10 / 4"x4"

Monocottura

Single fired tiles


Monocuisson

Einbrandfliesen

Monococción




YORK 10B




LOFT 10B MIX



LOFT 10B1



YORK 10B MIX




IRON 10B MIX




20x20 / 8"x8"




YORK 20B
PEI 5



YORK 20B1



IRON 20B1



LOFT 20B1



L.YORK 20B
4x20 - 1.6"x8"



L.IRON 20B
4x20 - 1.6"x8"



L.LOFT 20B
4x20 - 1.6"x8"

40x60 / 16"x24"

Porcellanato smaltato

Glazed porcelain tiles

Grès cérame émaillé

Glasiertes Feinsteinzeug

Porcelánico esmaltado



V2



YORK 46B
PEI 5



YORK BT 40B
9,5x40 - 3.7"x16"

20x40 / 8"x16"



YORK 24B1




YORK 24B



L.YORK 24B
2.5x20 - 1"x8"



LOFT 24B MIX



IRON 24B MIX



L.LOFT 24B
4x20 - 1.6"x8"



L.IRON 24B
4x20 - 1.6"x8"



L.LOFT 40B
4x20 - 1.6"x8"



L.IRON 40B
4x20 - 1.6"x8"



L. XENON CU
10x30 - 4"x12"

40x40 / 16"x16"



T.TOWER B-V-T
6.5x6.5 - 2.5"x2.5"



L.TOWER B1
6.5x40 - 2.5"x16"




L.TOWER B2
6.5x40 - 2.5"x16"



A.YORK B
6.5x6.5 - 2.5"x2.5"



L.YORK B
6.5x40 - 2.5"x16"



YORK 40B
PEI 5

Bicottura

Double fired tiles

Bicuisson

Zweibrandfliesen

Bicocción



Porcellanato smaltato

Glazed porcelain tiles

Grès cérame émaillé

Glasiertes Feinsteinzeug

Porcelánico esmaltado



V2

10x10 / 4"x4"

Monocottura

Single fired tiles


Monocuisson

Einbrandfliesen

Monococción




YORK 10V




LOFT 10V MIX



LOFT 10V1




YORK 10V MIX




IRON 10V MIX



20x20 / 8"x8"




YORK 20V
PEI 4



YORK 20V1



IRON 20V1



LOFT 20V1



L.YORK 20V
4x20 - 1.6"x8"



L.IRON 20B
4x20 - 1.6"x8"



L.LOFT 20B
4x20 - 1.6"x8"

40x60 / 16"x24"

Porcellanato smaltato

Glazed porcelain tiles

Grès cérame émaillé

Glasiertes Feinsteinzeug

Porcelánico esmaltado



V2



YORK 46V
PEI 4



YORK BT 40V
9,5x40 - 3.7"x16"

20x40 / 8"x16"



YORK 24V1



L.YORK 24V
2,5x20 - 1"x8"



YORK 24V



LOFT 24V MIX



L.LOFT 24B
4x20 - 1.6"x8"



L.LOFT 40B
4x20 - 1.6"x8"



IRON 24V MIX



L.IRON 24B
4x20 - 1.6"x8"



L.IRON 40B
4x20 - 1.6"x8"



L.XENON CU
10x30 - 4"x12"

40x40 / 16"x16"



T.TOWER B-V-T
6,5x6,5 - 2.5"x2.5"



L.TOWER V1
6,5x40 - 2.5"x16"



L.TOWER V2
6,5x40 - 2.5"x16"



A.YORK T-V
6,5x6,5 - 2.5"x2.5"



L.YORK V
6,5x40 - 2.5"x16"



YORK 40V
PEI 4

Bicottura

Double fired tiles

Bicuisson

Zweibrandfliesen

Bicocción



Porcellanato smaltato

Glazed porcelain tiles

Grès cérame émaillé

Glasiertes Feinsteinzeug

Porcelánico esmaltado



V2

10x10 / 4"x4"

Monocottura

Single fired tiles

Monocuisson

Einbrandfliesen

Monococción



YORK 10T




LOFT 10T MIX



LOFT 10T1




YORK 10T MIX




IRON 10T MIX



20x20 / 8"x8"




YORK 20T
PEI 3



YORK 20T1



IRON 20T1



LOFT 20T1



L.YORK 20T
4x20 - 1.6"x8"



L.IRON 20B
4x20 - 1.6"x8"



L.LOFT 20B
4x20 - 1.6"x8"

40x60 / 16"x24"

Porcellanato smaltato

Glazed porcelain tiles

Grès cérame émaillé

Glasiertes Feinsteinzeug

Porcelánico esmaltado



V2



YORK 46T
PEI 3



YORK BT 40T
9,5x40 - 3.7"x16"

20x40 / 8"x16"



YORK 24T1



L.YORK 24T
2,5x20 - 1"x8"



YORK 24T



LOFT 24T MIX



L.LOFT 24B
4x20 - 1.6"x8"



IRON 24T MIX



L.IRON 24B
4x20 - 1.6"x8"



L.LOFT 40B
4x20 - 1.6"x8"



L.IRON 40B
4x20 - 1.6"x8"



L.XENON CU
10x30 - 4"x12"

40x40 / 16"x16"



T.TOWER B-V-T
6,5x6,5 - 2.5"x2.5"



L.TOWER T1
6,5x40 - 2.5"x16"



L.TOWER T2
6,5x40 - 2.5"x16"



A.YORK T-V
6,5x6,5 - 2.5"x2.5"



L.YORK T
6,5x40 - 2.5"x16"



YORK 40T
PEI 3

Bicottura

Double fired tiles

Bicuisson

Zweibrandfliesen

Bicocción



Porcellanato smaltato

Glazed porcelain tiles

Grès cérame émaillé

Glasiertes Feinsteinzeug

Porcelánico esmaltado



V2

Simbologia

Symbols
Legende
Symbole
Símbolos



Pavimento
floor tiles
sol
bodenfliese
pavimento



Pavimento esterno
outdoor floor
sol exterieur
bodenfliese für außenbereich
pavimento externo



Rivestimento
Wall tiles
Revetement
Wandfliese
Revestimiento



Smalto opaco
Matt glaze
Email Opaque
Matte glasur
Esmalte opaco



Smalto semilucido
Semi-glossy glaze
Email semi-brillant
Halbglänzende glasur
Esmalte semi-brillante



Smalto lucido
glossy glaze
email brillant
glänzende glasur
esmalte brillante



Superficie strutturata
structured surface
surface structuree strukturierte oberfläche
uperficie estructurada

Destinazione d'uso consigliate

Suggested application
Destinations d'usage
conseillees
empfohlene benutzungen
consejos de empleo



Piastrelle per ambienti soggetti ad elevato calpestio
tiles for heavy traffic areas - carreaux destinés a des sols soumis a un passage intensif - fliesen für bereiche, die starker begehung ausgesetzt sind - losas para ambientes sujetos a transito elevado



Cucina
kitchens
cuisine
küche
cocina



Bagno
bathrooms
salle de bain
bad
cuarto de baño



Abitazioni private
private homes
habitations privees
privatbereich
viviendas

Stonalizzazione

Shade variation
Variation de nuances
Schattierung
Destonalización

N.B. Le caratteristiche tecniche si riferiscono solo ai fondi.

The technical characteristics refer to field tiles only.
- Les caracteristiques techniques concernent seulement les fonds.
- Bitte beachten, daß die technische Eigenschaften sich nur auf die Grundplatte beziehen. - Las características técnicas se refieren exclusivamente a las bases.



V1

Stonalizzazione Uniforme


Uniform Variation - Variation de nuances uniforme
Gleichmäßige Schattierung - Destonalización uniforme



V2

Stonalizzazione leggera

Slight Variation - Variation de nuances legere
leichte Schattierung - Destonalización leve



V3

Stonalizzazione media

Moderate Variation - Variation de nuances moyenne
Mittlere Schattierung - Destonalización media



V4

Stonalizzazione forte

Dramatic Variation - Variation de nuances evidente
Starke Schattierung - Destonalización fuerte








**CARATTERISTICHE
TECNICHE
BICOTTURA**
ISO 13006
BIII GL
(E > 10%)

**DOUBLE FIRING
TECHNICAL
CHARACTERISTICS**
ISO 13006
BIII GL
(E > 10%)

**DONNEES
TECHNIQUES
DE LA BICUISSON**
ISO 13006
BIII GL
(E > 10%)

**TECHNISCHE
EIGENSCHAFTEN DER
ZWEIBRANDFLIESEN**
ISO 13006
BIII GL
(E > 10%)

**CARACTERÍSTICAS
TÉCNICAS DE LA
BICOCCIÓN**
ISO 13006
BIII GL
(E > 10%)

CARATTERISTICA SPECIFICATION CARACTERÍSTIQUE EIGENSCHAFT CARACTERÍSTICA	NORMA STANDARD APPLICABLE STANDARD NORME STANDARD NORM NORMA ESTANDAR	VALORE PRESCRITTO PRESCRIBED VALUE VALEUR PRESCRITE VORGESCHRIEBENER WERT VALOR REQUERIDO	VALORE MEDIO BICOTTURA IMOLA CERAMICA IMOLA CERAMICA DOUBLE FIRING AVERAGE VALUE VALEUR MOYENNE BICUISSON IMOLA CERAMICA DURCHSCHNITTLICHER WERT ZWEIBRANDFLIESEN IMOLA CERAMICA VALOR MEDIO BICOCCIÓN IMOLA CERAMICA
 DIMENSIONI E ASPETTO DIMENSIONS AND APPEARANCE DIMENSIONS ET ASPECT MAßE UND AUSSEHEN DIMENSIONES Y ASPECTO	ISO 10545-2	CONFORME COMPLIANT CONFORME ERFÜLLT CONFORME	CONFORME COMPLIANT CONFORME ERFÜLLT CONFORME
 ASSORBIMENTO D'ACQUA WATER ABSORPTION ABSORPTION D'EAU WASSERAUFNAHME ABSORCIÓN DE AGUA	ISO 10545-3	> 10%	> 10%
 RESISTENZA A FLESSIONE FLEXURAL RESISTANCE RESISTANCE A LA FLEXION BIEGEFESTIGKEIT RESISTENCIA A LA FLEXIÓN	ISO 10545-4	Spessore - Thickness Epaisseur - Stärke - Espesor > 7,5 mm: $\geq 12 \text{ N/mm}^2$	17 N/mm ² = 173 Kg/cm ²
FORZA DI ROTTURA MODULS OF RUPTURE CHARGE DE RUPTURE BRUCHLAST CARGA DE RUPTURA		Spessore - Thickness Epaisseur - Stärke - Espesor $\leq 7,5 \text{ mm}$: $\geq 15 \text{ N/mm}^2$	
DUREZZA MOHS SCRATCH RESISTANCE DURETE SUPERFICIELLE OBERFLÄCHENRITZHÄRTE NACH MOHS DUREZA SUPERFICIAL	EN 101	$\geq 3 \text{ Mohs}$	CONFORME COMPLIANT CONFORME ERFÜLLT CONFORME
 COEFFICIENTE DILATAZIONE TERMICA LINEARE (α) LINEAR EXPANSION THERMIC COEFFICIENT COEFF. DILATATION THERMIQUE LINEIQUE LINEARER TERMISCHEAUSDEHNUNGSKOEFFIZIENT COEF. DILATACIÓN TERMICA LINEAL	ISO 10545-8	$\leq 9 \times 10^{-6} \text{ } ^\circ\text{C}^{-1}$	$7 \times 10^{-6} \text{ } ^\circ\text{C}^{-1}$
 RESISTENZA AGLI SBALZI TERMICI RESISTANCE TO SUDDEN TEMPERATURE CHANGES RESISTANCE AUX CHOCS THERMIQUES TEMPERATURWECHSELBESTÄNDIGKEIT RESISTENCIA A LAS VARIACIONES TERMICAS	ISO 10545-9	METODO DISPONIBILE AVAILABLE ON REQUEST METHODE DISPONIBLE VERFÜGBARES VERFAHREN TEST DISPONIBLE	RESISTE RESISTANT RESISTANT BESTÄNDIG RESISTE
RESISTENZA AL CAVILLO CRAZING RESISTANCE RESISTANCE AU TRESSAILLAGE GLASURRISS-BESTÄNDIGKEIT RESISTENCIA AL CUARTEADO	ISO 10545-11	RICHIESTA ALWAYS TESTED EXIGEE NOTWENDIG NECESARIA	RESISTE RESISTANT RESISTANT BESTÄNDIG RESISTE
 RESISTENZA AI PRODOTTI CHIMICI CHEMICAL RESISTANCE RESISTANCE CHIMIQUE CHEMISCHE BESTÄNDIGKEIT RESISTENCIA QUIMICA	ISO 10545-13	METODO DISPONIBILE AVAILABLE ON REQUEST METHODE DISPONIBLE VERFÜGBARES VERFAHREN TEST DISPONIBLE	CONFORME COMPLIANT CONFORME ERFÜLLT CONFORME
 RESISTENZA ALLE MACCHIE STAIN RESISTANCE RESISTANCE AUX TACHES FLECKBESTÄNDIGKEIT RESISTENCIA A LAS MANCHAS	ISO 10545-14	≥ 3	RESISTE RESISTANT RESISTANT BESTÄNDIG RESISTE









**CARATTERISTICHE
TECNICHE
MONOCOTTURA**
ISO 13006
BIIa GL
(3% < E ≤ 6%)

**SINGLE FIRING
TECHNICAL
CHARACTERISTICS**
ISO 13006
BIIa GL
(3% < E ≤ 6%)

**DONNEES
TECHNIQUES DE LA
MONOCOUISSON**
ISO 13006
BIIa GL
(3% < E ≤ 6%)

**TECHNISCHE
EIGENSCHAFTEN DER
EINBRANDFLIESEN**
ISO 13006
BIIa GL
(3% < E ≤ 6%)

**CARACTERÍSTICAS
TÉCNICAS DE LA
MONOCOCCIÓN**
ISO 13006
BIIa GL (3% < E ≤ 6%)

CARATTERISTICA SPECIFICATION CARACTERISTIQUE EIGENSCHAFT CARACTERÍSTICA	NORMA STANDARD APPLICABLE STANDARD NORME STANDARD NORM NORMA ESTANDAR	VALORE PRESCRITTO PRESCRIBED VALUE VALEUR PRESCRITE VORGESCHRIEBENER WERT VALOR REQUERIDO	VALORE MEDIO MONOCOTTURA IMOLA CERAMICA IMOLA CERAMICA SINGLE FIRING AVERAGE VALUE VALEUR MOYENNE MONOCOUISSON IMOLA CERAMICA DURCHSCHNITTLICHER WERT EINBRANDFLIESEN IMOLA CERAMICA VALOR MEDIO MONOCOCCIÓN IMOLA CERAMICA
 DIMENSIONI E ASPETTO DIMENSIONS AND APPEARANCE DIMENSIONS ET ASPECT MAßE UND AUSSEHEN DIMENSIONES Y ASPECTO	ISO 10545-2	CONFORME COMPLIANT CONFORME ERFÜLLT CONFORME	CONFORME COMPLIANT CONFORME ERFÜLLT CONFORME
 ASSORBIMENTO D'ACQUA WATER ABSORPTION ABSORPTION D'EAU WASSERAUFNAHME ABSORCIÓN DE AGUA	ISO 10545-3	3 < E ≤ 6%	3% < E ≤ 6%
 RESISTENZA A FLESSIONE FLEXURAL RESISTANCE RESISTANCE A LA FLEXION BIEGEFESTIGKEIT RESISTENCIA A LA FLEXIÓN	ISO 10545-4	≥ 22 N/mm ²	30 N/mm ² = 306 Kg/cm ²
FORZA DI ROTTURA MODULS OF RUPTURE CHARGE DE RUPTURE BRUCHLAST CARGA DE RUPTURA		Spessore - Thickness Epaisseur - Stärke - Espesor ≥ 7,5 mm: ≥ 1000 N Spessore - Thickness Epaisseur - Stärke - Espesor < 7,5 mm: ≥ 600 N	CONFORME COMPLIANT CONFORME ERFÜLLT CONFORME
DUREZZA MOHS SCRATCH RESISTANCE DURETE SUPERFICIELLE OBERFLÄCHENRITZHÄRTE NACH MOHS DUREZA SUPERFICIAL	EN 101	≥ 5 Mohs	CONFORME COMPLIANT CONFORME ERFÜLLT CONFORME
 COEFFICIENTE DILATAZIONE TERMICA LINEARE (α) LINEAR EXPANSION THERMIC COEFFICIENT COEFF. DILATATION THERMIQUE LINEIQUE LINEARER TERMISCHEAUSDEHNUNGSKOEFFIZIENT COEF. DILATACIÓN TERMICA LINEAL	ISO 10545-8	≤ 9x10 ⁻⁶ °C ⁻¹	7x10 ⁻⁶ °C ⁻¹
 RESISTENZA AGLI SBALZI TERMICI RESISTANCE TO SUDDEN TEMPERATURE CHANGES RESISTANCE AUX CHOCS THERMIQUES TEMPERATURWECHSELBESTÄNDIGKEIT RESISTENCIA A LAS VARIACIONES TERMICAS	ISO 10545-9	METODO DISPONIBILE AVAILABLE ON REQUEST METHODE DISPONIBLE VERFÜGBARES VERFAHREN TEST DISPONIBLE	RESISTE RESISTANT RESISTANT BESTÄNDIG RESISTE
RESISTENZA AL CAVILLO CRAZING RESISTANCE RESISTANCE AU TRESSAILLAGE GLASURRISSE-BESTÄNDIGKEIT RESISTENCIA AL CUARTEADO	ISO 10545-11	RICHIESTA ALWAYS TESTED EXIGEE NOTWENDIG NECESARIA	RESISTE RESISTANT RESISTANT BESTÄNDIG RESISTE
 RESISTENZA AI PRODOTTI CHIMICI CHEMICAL RESISTANCE RESISTANCE CHIMIQUE CHEMISCHE BESTÄNDIGKEIT RESISTENCIA QUIMICA	ISO 10545-13	METODO DISPONIBILE AVAILABLE ON REQUEST METHODE DISPONIBLE VERFÜGBARES VERFAHREN TEST DISPONIBLE	CONFORME COMPLIANT CONFORME ERFÜLLT CONFORME
 RESISTENZA ALLE MACCHIE STAIN RESISTANCE RESISTANCE AUX TACHES FLECKBESTÄNDIGKEIT RESISTENCIA A LAS MANCHAS	ISO 10545-14	≥ 3	RESISTE RESISTANT RESISTANT BESTÄNDIG RESISTE
 STABILITÀ DEI COLORI ALLA LUCE COLOUR STABILITY TO LIGHT STABILITE DES COULEURS A LA LUMIERE LICHTECHTHEIT DER FARBEN ESTABILIDAD DE LOS COLORES FRENTE A LA LUZ	DIN 51094	STABILE STABLE STABLE BESTÄNDIG ESTABLE	STABILE STABLE STABLE BESTÄNDIG ESTABLE










**CARATTERISTICHE
TECNICHE
PORCELLANATO
SMALTATO**
ISO 13006
Bla GL
(E ≤ 0,5%)

**GLAZED PORCELAIN
TILES TECHNICAL
CHARACTERISTICS**
ISO 13006
Bla GL
(E ≤ 0,5%)

**DONNEES
TECHNIQUES DU
GRES CERAME
EMAILLE**
ISO 13006
Bla GL
(E ≤ 0,5%)

**TECHNISCHE
EIGENSCHAFTEN
DES GLASIERTEN
FEINSTEINZEUGES**
ISO 13006
Bla GL
(E ≤ 0,5%)

**CARACTERÍSTICAS
TÉCNICAS DEL
PORCELÁNICO
ESMALTADO**
ISO 13006
Bla GL
(E ≤ 0,5%)

CARATTERISTICA SPECIFICATION CARACTERISTIQUE EIGENSCHAFT CARACTERÍSTICA	NORMA STANDARD APPLICABLE STANDARD NORME STANDARD NORM NORMA ESTANDAR	VALORE PRESCRITTO PRESCRIBED VALUE VALEUR PRESCRITE VORGESCHRIEBENER WERT VALOR REQUERIDO	VALORE MEDIO PORCELLANATO SMALTATO IMOLA CERAMICA IMOLA CERAMICA GLAZED PORCELAIN TILES AVERAGE VALUE VALEUR MOYENNE GRES CERAME EMAILLE IMOLA CERAMICA DURCHSCHNITTLICHER WERT GLASIERTES FEINSTEINZEUG IMOLA CERAMICA VALOR MEDIO PORCELÁNICO ESMALTADO IMOLA CERAMICA
 DIMENSIONI E ASPETTO DIMENSIONS AND APPEARANCE DIMENSIONS ET ASPECT MAßE UND AUSSEHEN DIMENSIONES Y ASPECTO	ISO 10545-2	CONFORME COMPLIANT CONFORME ERFÜLLT CONFORME	CONFORME COMPLIANT CONFORME ERFÜLLT CONFORME
 ASSORBIMENTO D'ACQUA WATER ABSORPTION ABSORPTION D'EAU WASSERAUFNAHME ABSORCIÓN DE AGUA	ISO 10545-3	≤ 0,5%	0,05%
 RESISTENZA A FLESSIONE FLEXURAL RESISTANCE RESISTANCE A LA FLEXION BIEGEFESTIGKEIT RESISTENCIA A LA FLEXIÓN	ISO 10545-4	≥ 35 N/mm ²	50 N/mm ² = 509 Kg/cm ²
FORZA DI ROTTURA MODULS OF RUPTURE CHARGE DE RUPTURE BRUCHLAST CARGA DE RUPTURA	ISO 10545-4	Spessore - Thickness Epaisseur - Stärke - Espesor ≥ 7,5 mm: ≥ 1300 N Spessore - Thickness Epaisseur - Stärke - Espesor < 7,5 mm: ≥ 700 N	CONFORME COMPLIANT CONFORME ERFÜLLT CONFORME
DUREZZA MOHS SCRATCH RESISTANCE DURETE SUPERFICIELLE OBERFLÄCHENRITZHÄRTE NACH MOHS DUREZA SUPERFICIAL	EN 101	≥ 5 Mohs	CONFORME COMPLIANT CONFORME ERFÜLLT CONFORME
 COEFFICIENTE DILATAZIONE TERMICA LINEARE (α) LINEAR EXPANSION THERMIC COEFFICIENT COEFF. DILATATION THERMIQUE LINEIQUE LINEARER TERMISCHEAUSDEHNUNGSKOEFFIZIENT COEF. DILATACIÓN TERMICA LINEAL	ISO 10545-8	≤ 9x10 ⁻⁶ °C ⁻¹	6x10 ⁻⁶ °C ⁻¹
 RESISTENZA AGLI SBALZI TERMICI RESISTANCE TO SUDDEN TEMPERATURE CHANGES RESISTANCE AUX CHOCS THERMIQUES TEMPERATURWECHSELBESTÄNDIGKEIT RESISTENCIA A LAS VARIACIONES TERMICAS	ISO 10545-9	METODO DISPONIBILE AVAILABLE ON REQUEST METHODE DISPONIBLE VERFÜGBARES VERFAHREN TEST DISPONIBILE	RESISTE RESISTANT RESISTANT BESTÄNDIG RESISTE
RESISTENZA AL CAVILLO CRAZING RESISTANCE RESISTANCE AU TRESSAILLAGE GLASURRISSE-BESTÄNDIGKEIT RESISTENCIA AL CUARTEADO	ISO 10545-11	RICHIESTA ALWAYS TESTED EXIGEE NOTWENDIG NECESARIA	RESISTE RESISTANT RESISTANT BESTÄNDIG RESISTE
 RESISTENZA AL GELO FROST RESISTANCE RESISTANCE AU GEL FROSTBESTÄNDIGKEIT RESISTENCIA AL HIELO	ISO 10545-12	RICHIESTA ALWAYS TESTED EXIGEE NOTWENDIG NECESARIA	RESISTE RESISTANT RESISTANT BESTÄNDIG RESISTE
 RESISTENZA AI PRODOTTI CHIMICI CHEMICAL RESISTANCE RESISTANCE CHIMIQUE CHEMISCHE BESTÄNDIGKEIT RESISTENCIA QUIMICA	ISO 10545-13	COME DICHIARATO AS STATED COMME DECLARE WIE ANGEGBEN CONFORME A LA DECLARACIÓN	CONFORME COMPLIANT CONFORME ERFÜLLT CONFORME
 RESISTENZA ALLE MACCHIE STAIN RESISTANCE RESISTANCE AUX TACHES FLECKBESTÄNDIGKEIT RESISTENCIA A LAS MANCHAS	ISO 10545-14	≥ 3	RESISTE RESISTANT RESISTANT BESTÄNDIG RESISTE
 STABILITÀ DEI COLORI ALLA LUCE COLOUR STABILITY TO LIGHT STABILITE DES COULEURS A LA LUMIERE LICHTTECHTHEIT DER FARBEN ESTABILIDAD DE LOS COLORES FRENTE A LA LUZ	DIN 51094	STABILE STABLE STABLE BESTÄNDIG ESTABLE	STABILE STABLE STABLE BESTÄNDIG ESTABLE



COOPERATIVA CERAMICA D'IMOLA

Via Vittorio Veneto, 13 - 40026 Imola (BO) - Italia
Telefono +39 0542 601601 - Telefax +39 0542 31749
www.imolaceramica.it - imola@imolaceramica.it